



JUNO SLIMFORM™ LED SURFACE MOUNT DOWNLIGHTS

FOR J-BOX INSTALLATION
5", 7", 11", 13" ROUND



JSF SERIES

Project: _____

Fixture Type: _____

Location: _____

Contact/Phone: _____

PRODUCT DESCRIPTION

Sleek, ultra-low profile energy efficient LED surface mount downlights in multiple sizes from 5" to 13" • Provides economical installation by mounting directly over standard and fire-rated junction boxes • Optional finish trims available for custom, designer look similar to standard recessed downlights • Provides general illumination in residential and commercial applications including multi-family and hospitality • Ideal for use in corridors, living spaces, closets, hallways, pantries, stairways, outdoor covered areas with Emergency Option and much more.

PRODUCT SPECIFICATIONS

Construction Shallow, less than 1", solid ring with white finish
• Non conductive fixture for shower light applications • Optional, field installable finish trims available for 5" and 7" versions to change the exterior finish of fixture

Optics Light guide technology combined with diffusing lens conceals the LEDs from direct view and provides uniform lens luminance.

LED Light Engine LEDs mounted directly to heatsink designed to provide superior thermal management and ensure long life • 2700K, 3000K, 3500K or 4000K LED color temperature • LEDs binned for 4-step MacAdam ellipse color consistency • 90 CRI minimum.

LED Driver Choice of dedicated 120 volt (120) driver or universal voltage (MVOLT) driver that accommodates input voltages from 120-277 volts AC at 50/60Hz • Power factor > 0.9 at 120V input • 120 volt driver is dimmable with the use of most incandescent, magnetic low voltage and electronic low voltage wall box dimmers • Universal voltage driver is dimmable with the use of most 0-10V wall box dimmers • External driver is only available on 5" and 7" models • For a list of compatible dimmers, see [JUNOSLIMFORM-DIM](#).

Emergency Battery Option Available on fixture sizes 11" and larger
• Battery factory assembled to fixture with integral test switch • Drives LEDs for 90 minutes to meet Life Safety Code (NFPA-LSC), National Electrical Code (NEC), and UL requirements • Title 20 certified battery pack available when ordering E10WLCPO option • EBX option provides back box without battery for consistent look when used in same space as fixtures with EL emergency option • Damp location only with emergency option.

Life Rated for 50,000 hours at >70% lumen maintenance.

Labels ENERGY STAR® certified • Certified to the high efficacy requirements of California T24 JA8-2016 • CSA listed for US and Canada
• Suitable for wet locations (covered ceilings) • Damp location only with emergency option.

Testing All reports are based on published industry procedures; actual performance may differ as a result of the end-user environment and applications. All values are design or typical values, measured under laboratory conditions at 25 °C.

Warranty 5-year limited warranty. This is the only warranty provided and no other statements in this specification sheet create any warranty of any kind. All other express and implied warranties are disclaimed. Complete warranty terms located at: www.acuitybrands.com/support/warranty/terms-and-conditions

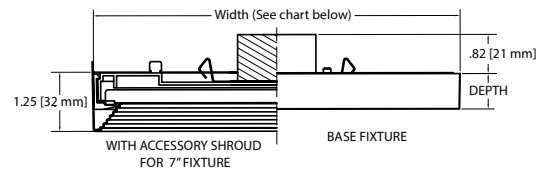
Note: Actual performance may differ as a result of end-user environment and application.

All values are design or typical values, measured under laboratory conditions at 25 °C.

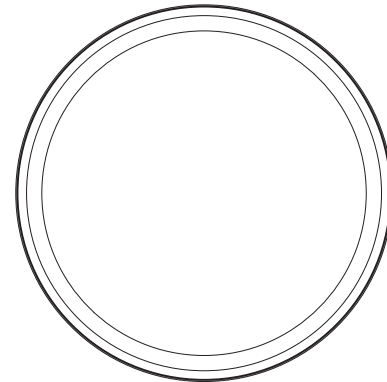
Specifications subject to change without notice.



DIMENSIONS



External driver available on 5" and 7" models only.



ROUND SPECIFICATIONS

| | Width | Depth |
|----------|---------------|-------------|
| JSF 5IN | 5.25 (13.34) | 0.75 (1.91) |
| JSF 7IN | 7.77 (19.74) | 0.75 (1.91) |
| JSF 11IN | 11.08 (28.14) | 0.9 (2.29) |
| JSF 13IN | 13.05 (33.15) | 0.9 (2.29) |

All dimensions are in inches (centimeters) unless otherwise indicated.

INSTALLATION

Junction Box Mounting Fixture provided with leads for direct wire connection in j-box • Installs directly to industry standard junction boxes • Compatible boxes include 4" metal or plastic octagonal standard and fire-rated junction boxes (3 1/2" junction box screw-hole spacing required for installation) • Minimum 2 1/8" deep junction box required for 5" and 7" fixtures (no depth requirement for 11" and larger fixtures) • Quick mount bracket provides fast installation of fully assembled fixture to junction box • Suitable for ceiling mount • Suitable for use within closet storage spaces when installed per NEC requirements.
Junction box sizes vary - Verify compatibility with fixture prior to installation

P&Z

AcuityBrands.

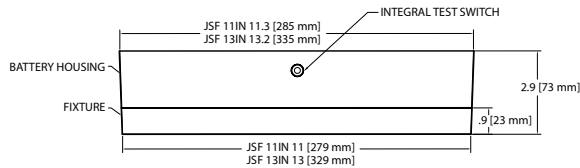
PZ22-12000039

08/23/2023

JUNO SLIMFORM™ LED SURFACE MOUNT DOWNLIGHTS

FOR J-BOX INSTALLATION
5", 7", 11", 13" ROUND
JSF SERIES

EMERGENCY BATTERY FOR 11" AND 13"



PERFORMANCE DATA

| | JSF 5IN | | JSF 7IN | | JSF 11IN | | JSF 13IN | |
|---------------|--------------------|-----------|--------------------|-----------|--------------------|-----------|--------------------|-----------|
| | 120V | MVOLT | 120V | MVOLT | 120V | MVOLT | 120V | MVOLT |
| Lumens | 700 | 700 | 1000 | 1000 | 1300 | 1300 | 1800 | 1800 |
| CRI | 90CRI | | 90CRI | | 90CRI | | 90CRI | |
| CCT | 27K, 30K, 35K, 40K | | 27K, 30K, 35K, 40K | | 27K, 30K, 35K, 40K | | 27K, 30K, 35K, 40K | |
| Voltage | 120V | 120V-277V | 120V | 120V-277V | 120V | 120V-277V | 120V | 120V-277V |
| Input Power | 10W | 10W | 13W | 13W | 15W | 15W | 20W | 20W |
| Input Current | 110MA | 50MA | 150MA | 60MA | 180MA | 80MA | 240MA | 110MA |
| Frequency | 50/60Hz | | 50/60Hz | | 50/60Hz | | 50/60Hz | |
| Power Factor | >0.9 | | >0.9 | | >0.9 | | >0.9 | |

ORDERING INFORMATION

Example: JSF 5IN 07LM 27K 90CRI 120 FRPC WH

| Series | Size/Lumens | Color Temperature | CRI | Voltage/Driver | Finish | Emergency Battery ^{1,2} |
|--|----------------------------|-------------------|---------------|---|----------|---|
| JSF SlimForm Surface Mount Downlight - Round | 5IN 07LM 5", 700 Lumens | 27K 2700K | 90CRI 90+ CRI | 120 FRPC Dedicated 120V, Forward Reverse Phase Dimming MVOLT ZT Universal Voltage 120V-277V, 0-10V Dimming | WH White | EL ^{3†} Battery Back-up Option EBX Empty Back Box for Aesthetics |
| | 7IN 10LM 7", 1000 Lumens | 30K 3000K | | | | |
| | 11IN 13LM 11", 1300 Lumens | 35K 3500K | | | | E10WLCP ^{4†} EM Self-Diagnostic battery pack, 10W Constant Power, Certified in CA Title 20 MAEDBS. |
| | 13IN 18LM 13", 1800 Lumens | 40K 4000K | | | | |

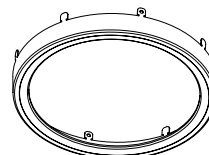
†: EL Battery Back-up option is not Energy Star certified

ACCESSORIES

TRIM – Optional, field installable finish trim rings available to change the exterior finish of fixture.

Example: JSFTRIM 5IN BZ

| Series | Size | Finish |
|----------------------------------|--------------|-----------------|
| JSFTRIM SlimForm Accessory- Trim | 5IN 5 inches | BL Black |
| | 7IN 7 inches | BZ Bronze |
| | | SN Satin Nickel |



TRIM

Notes:

- Emergency battery available with 11IN and 13IN only.
- Emergency battery is only available with MVOLT ZT.
- EL battery option not available in California due to Title 20 restrictions.
- E10WLCP ordering option is Title 20 certified for shipments to California.

JUNO SLIMFORM™ LED SURFACE MOUNT DOWNLIGHTS

FOR J-BOX INSTALLATION
5", 7", 11", 13" ROUND
JSF SERIES

PHOTOMETRICS

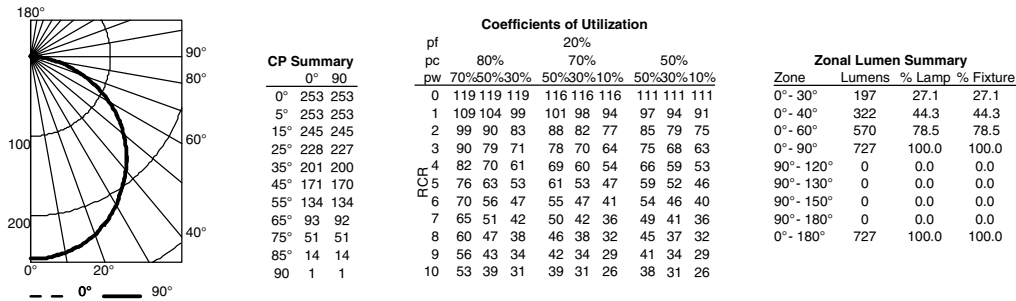
Distribution Curve

Distribution Data

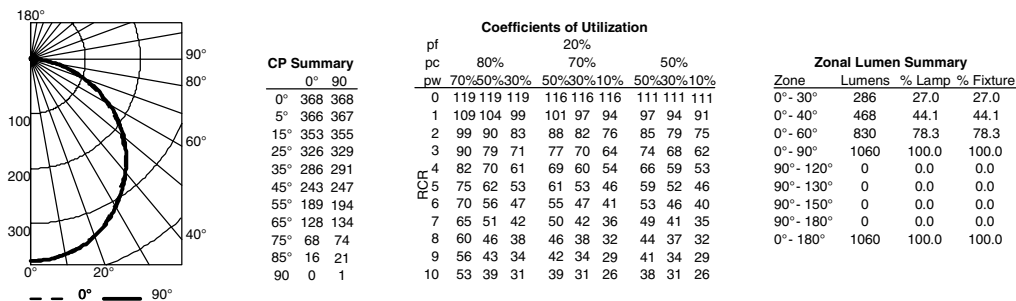
Coefficient of Utilization

Illuminance Data at 30" Above Floor for a Single Luminaire

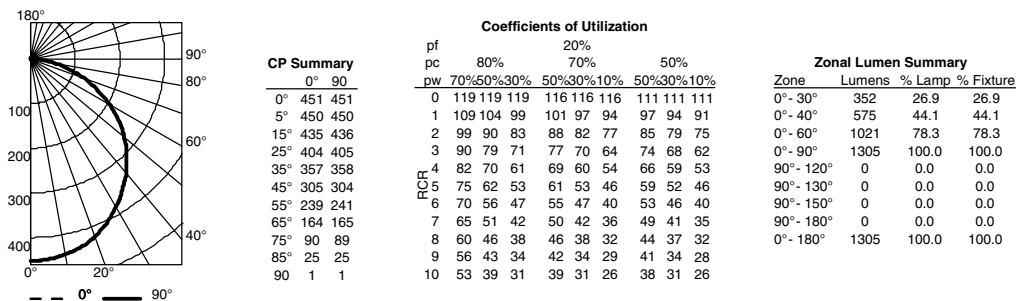
JSF 5IN 27K, 2700K LEDs, input watts: 9.72, delivered lumens: 727, LM/W = 74.8, test no. ISF 33599, tested in accordance to IESNA LM-79.



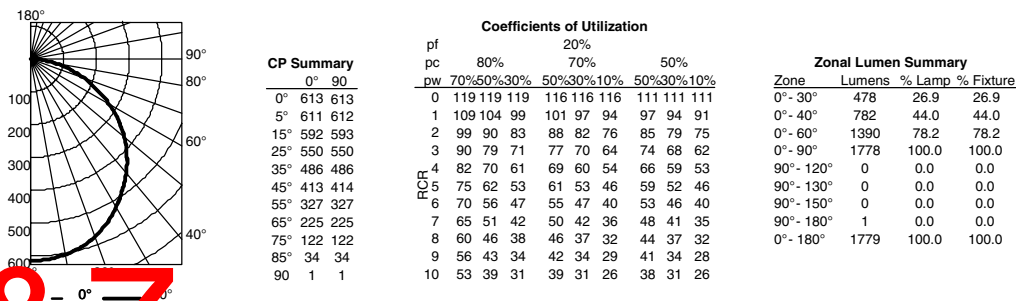
JSF 7IN 27K, 2700K LEDs, input watts: 12.8, delivered lumens: 1060, LM/W = 82.8, test no. ISF 33600, tested in accordance to IESNA LM-79.



JSF 11IN 27K, 2700K LEDs, input watts: 15.2, delivered lumens: 1305, LM/W = 85.9, test no. ISF 33661, tested in accordance to IESNA LM-79.



JSF 13IN 27K, 2700K LEDs, input watts: 20.2, delivered lumens: 1779, LM/W = 88, test no. ISF 33663, tested in accordance to IESNA LM-79.



For 30K fixtures, use 1.02 multiplier; For 35K fixtures, use 1.03 multiplier, For 40K fixtures, use 1.07 multiplier.

P&Z

AcuityBrands.

PZ22-12000039

08/23/2023

One Lithonia Way • Conyers, GA 30012 • Phone 1-800-705-SERV (7378) • Visit us at www.acuitybrands.com/juno-recessed
Printed in U.S.A. © 2017-2022 Acuity Brands Lighting, Inc. Rev. 02/09/22